


INGRAM'S SOIL TESTING CENTER

Box 553
 924 W. Monroe
 Sullivan, IL 61951
 Ph: 217-728-7413
 Fax: 217-728-2543

13343 Fitschen Road
 Athens, IL 62613
 Ph: 217-636-7500
 Fax: 217-636-7548
 Email: istc1@ingramsoil.com

Send To:
 U.S. BANK
 205 SO. 5TH STREET
 SPRINGFIELD, IL 62701



Report Date:
 12/13/2022
 Report Number:
 2205371
 Operator:
 STONE TRUST, RICHARD


Farm:
 RICHARD STONE TRUST
 Field:
 RS38
 Acres:
 0.00

SOIL ANALYSIS REPORT

Sample Number	Lab Number	Organic Matter % ENR (ppm)	Extraction Method: M3				pH		Cation Exchange Capacity	Percent Base Saturation (computed)		
			Phosphorus	Potassium	Magnesium	Calcium	Soil pH	Buffer pH		% K	%Mg	% Ca
			P (lbs)	K (lbs)	Mg (lbs)	Ca (lbs)						
1	22107910	2.9	35	403	805	4748	5.3	22.0	2.3	15.2	53.9	
2	22107911	4.1	31	281	580	4252	5.7	19.0	1.9	12.7	55.9	
3	22107912	3.1	41	344	559	3820	5.0	20.7	2.1	11.2	46.1	
4	22107913	3.2	44	305	542	3474	5.3	18.3	2.1	12.3	47.4	
5	22107914	3.0	38	334	396	3110	5.0	18.3	2.3	9.0	42.6	
6	22107915	3.1	40	392	389	3008	5.0	18.0	2.8	9.0	41.7	
7	22107916	1.6	49	354	965	3910	6.2	15.3	3.0	26.4	64.1	
8	22107917	2.4	31	325	892	4550	5.9	16.9	2.5	22.0	67.3	
9	22107918	2.3	33	264	869	5116	6.2	17.7	1.9	20.4	72.1	
10	22107919	3.1	32	258	529	3788	5.3	18.3	1.8	12.0	51.7	

Field Average: 2.9 39 322 631 3960 5.5

Sample Number	Extraction Method: M3							Average Fertility Level					
	Sulfur (ppm)	Boron (ppm)	Zinc (ppm)	Mn (ppm)	Iron (ppm)	Cu (ppm)	Na (ppm)	Element	Very Low	Low	Medium	High	Very High
1	15.9	0.4	2.4	76.5	209.2	2.9	19.4	Organic Matter					
2	13.0	0.4	1.8	56.0	202.7	2.3	17.2	Phosphorus			39		
3	13.2	0.4	1.3	72.1	278.7	2.6	17.3	Potassium			322		
4	12.0	0.3	0.8	82.7	198.7	2.0	13.2	Magnesium					
5	13.0	0.3	1.4	105.6	251.2	2.3	17.7	Calcium					
6	11.4	0.4	1.1	86.4	250.6	2.1	15.3	ENR					
7	14.0	0.3	0.7	85.5	173.5	2.1	18.3	pH		5.5			
8	14.0	0.3	0.9	113.1	157.7	1.8	16.9						
9	16.2	0.4	2.0	167.3	232.2	2.5	19.4						
10	13.8	0.4	1.3	108.5	215.1	2.2	21.0						




INGRAM'S SOIL TESTING CENTER

Box 553
 924 W. Monroe
 Sullivan, IL 61951
 Ph: 217-728-7413
 Fax: 217-728-2543

13343 Fitschen Road
 Athens, IL 62613
 Ph: 217-636-7500
 Fax: 217-636-7548
 Email: istc1@ingramsoil.com

Send To:
 U.S. BANK
 205 SO. 5TH STREET
 SPRINGFIELD, IL 62701



Report Date:
 12/13/2022
 Report Number:
 2205371
 Operator:
 STONE TRUST, RICHARD

Farm:
 RICHARD STONE TRUST
 Field:
 RS38
 Acres:
 0.00

SOIL ANALYSIS REPORT

Sample Number	Lab Number	Organic Matter % ENR (ppm)	Extraction Method: M3				pH		Cation Exchange Capacity	Percent Base Saturation (computed)		
			Phosphorus	Potassium	Magnesium	Calcium	Soil pH	Buffer pH		% K	%Mg	% Ca
			P (lbs)	K (lbs)	Mg (lbs)	Ca (lbs)						
11	22107920	3.2	57	339	316	3262	5.3	16.9	2.6	7.8	48.2	
12	22107921	3.1	36	555	556	3626	5.1	19.8	3.6	11.7	45.8	
13	22107922	2.4	37	732	510	3878	5.8	14.9	6.3	14.3	65.3	
14	22107923	2.5	39	342	925	4900	5.6	20.0	2.2	19.2	61.1	

Field Average: 2.9 39 322 631 3960 5.5

Sample Number	Extraction Method: M3							Average Fertility Level					
	Sulfur (ppm)	Boron (ppm)	Zinc (ppm)	Mn (ppm)	Iron (ppm)	Cu (ppm)	Na (ppm)	Element	Very Low	Low	Medium	High	Very High
11	11.5	0.4	1.5	67.4	324.7	2.5	17.8	Organic Matter					
12	12.1	0.5	1.3	80.0	264.2	2.3	18.4	Phosphorus			39		
13	13.2	0.4	2.6	79.9	246.7	1.8	19.0	Potassium			322		
14	14.4	0.4	1.7	80.4	192.4	2.5	19.5	Magnesium					
								Calcium					
								ENR					
								pH		5.5			

